


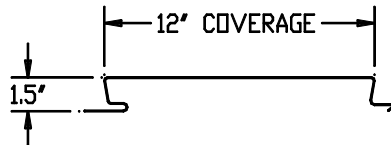


RoofScreen Mfg.
347 Coral Street
Santa Cruz, CA 95060
Phone: 866.766.3727
Fax: 866.253.0738
www.roofscreen.com




Flush Panel Specifications

For a high quality look with minimal shadow lines, the flush panel is an excellent choice. The finish is smooth and the panels lock together with the fasteners concealed in the laps.



- Material: 26ga, 24ga, 22ga steel
- Length: Up to 30'. Extra charges may apply for lengths shorter than 4'
- Finish: Factory applied Kynar or Siliconized Polyester paint
- Colors: Choose from standard color chart. Choices vary with gauge and finish
- Warranty: 20 years plus. Varies with color and type of paint finish
- Installation: Designed primarily for vertical installations. If used horizontally special backing plates and trim covers must be used at the end laps
- Attachment: Concealed fasteners

Fastening pattern:



- Vertical installation: 1 screw per panel at each hat or Zee
- Horizontal installation: 1 screws per panel at each frame

“Oil canning”, a slight rippling effect due to expansion and contraction, is an inherent property of flat metal products, and is not a cause for rejection. Non ribbed style panels are particularly vulnerable to oil canning. Please visit our website under our support section and view the technical bulletin titled Oil Canning.