


Entwine



Percent Open

11%

Materials

Aluminum

Stainless Steel

Weathering Steel

Sizes

20 Standard Sizes; see chart on pg.2.

Custom sizing up to 5'x10'

Consult the GeoMetal™ Product Data Sheet for standard size availability by material.

Thickness

1/8"


3/16"

1/4"

Finish

AAMA 2605 Powder Coat


AAMA 2604 Powder Coat



30" x 48"



30" x 60"



30" x 72"



30" x 84"




30" x 96"




30" x 108"




30" x 120"




48" x 48"



48" x 60"



48" x 72"



48" x 84"




48" x 96"




48" x 108"




48" x 120"




60" x 60"




60" x 72"




60" x 84"



60" x 96"



60" x 108"



60" x 120"